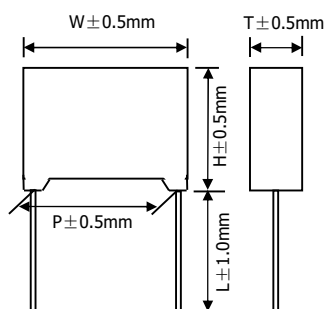



C62 系列
SERIES

■ 外形图



■ Outline Drawing



■ 特点

- 高频损耗小、内部温升小。
- 容量、损耗受温度变化小。
- 优异的阻燃、防潮性能。

■ Features

- Withstand high excess voltage shocks
- Low temperature rise inside
- Excellent flame retardant and moisture proof

■ 主要用途

- 抑制电源电磁干扰

■ Typical application

- Power EMI resistance

■ 技术参数 Technical Specifications


项目 Items	性能要求 Characteristics		
引用标准 Reference Standard	GB/T14472-1998 (IEC60384-14)		
气候类别 Climatic Category	40/110/56/B		
额定温度 Rate Temperature	85℃		
工作温度范围 Operating Temperature Range	-40~110℃ (+85℃ to +110℃:decreasing factor 1.25% per °C for VR(DC))		
额定电压 Rated Voltage	250VAC、275VAC、310VAC、330VAC		
电容量范围 Capacitance Range	0.001μF~10μF		
容量偏差 Capacitance Tolerance	±10%(K); ±20%(M) (1kHz)		
耐电压 Voltage Proof	引线间 Between Terminals	2000VDC(2S) Cn≤1.0uF	
		1800VDC(2S) Cn>1.0uF	
	极壳间 Between Terminals to Case	2120VAC(60S)	
损耗角正切 Dissipation Factor	0.001 uF≤Cn<0.01 uF	≤20×10 ⁻⁴ (20℃;1kHz)	≤20×10 ⁻⁴ (20℃;10kHz)
	0.01 uF≤Cn<0.47 uF	≤10×10 ⁻⁴ (20℃;1kHz)	≤20×10 ⁻⁴ (20℃;10kHz)
	0.47uF≤Cn<1.0 uF	≤20×10 ⁻⁴ (20℃;1kHz)	≤40×10 ⁻⁴ (20℃;10kHz)
	1.0 uF≤Cn<10.0 uF	≤30×10 ⁻⁴ (20℃;1kHz)	-----
绝缘电阻 Insulation Resistance	CR ≤0.33 μF ≥15000 MΩ CR >0.33 μF ≥5000 S		20℃,100VDC,1min

■ 产品结构

- 介 质: 聚丙烯薄膜
- 电容器电极: 真空蒸镀电极
- 内部结构:

■ Construction

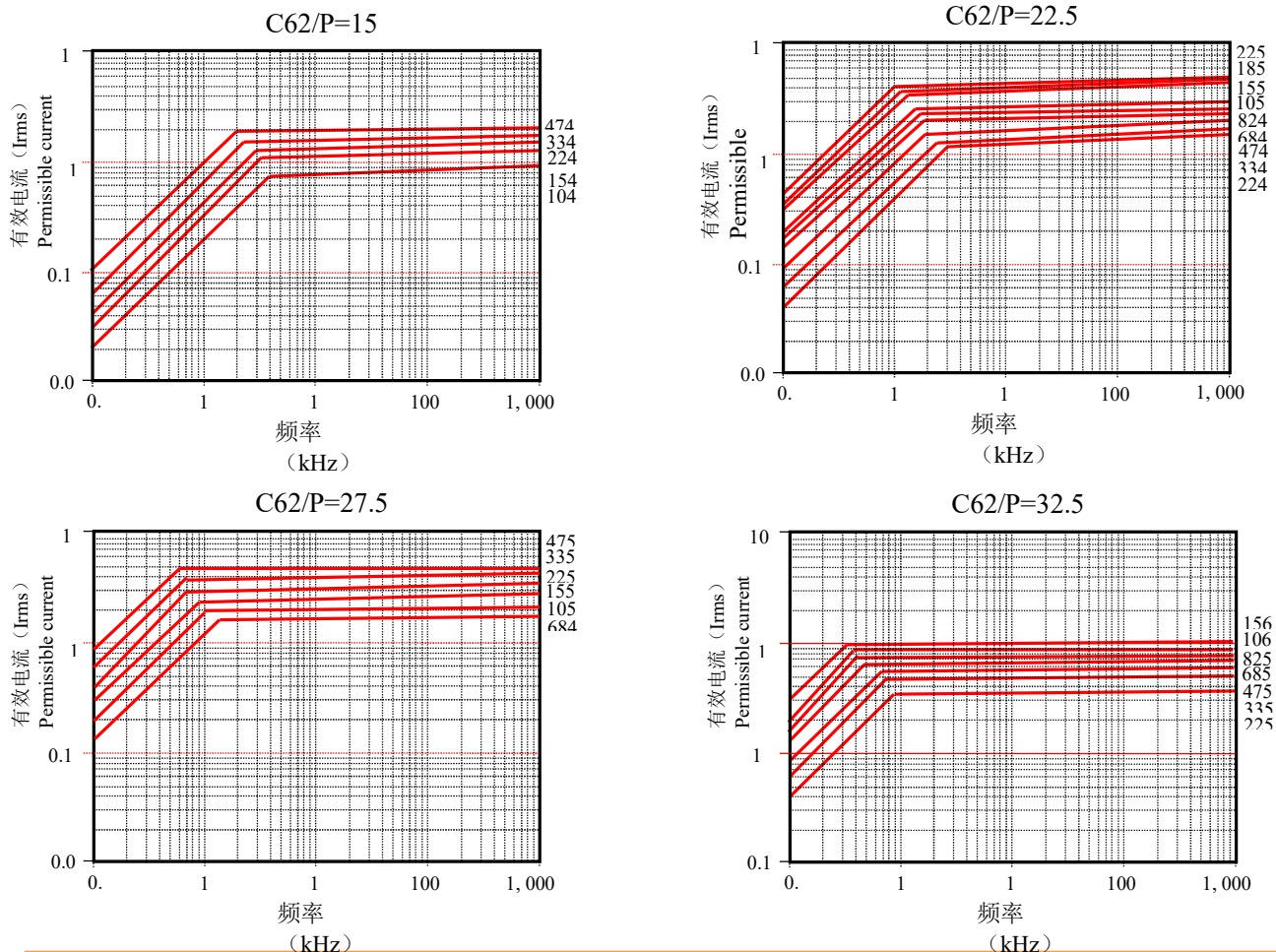
- Dielectric: Polypropylene film
- Capacitor electrodes: Vacuum-deposited
- Internal construction



■ 认证标准 Approved standard

规格 Standard			认证编号 No.
欧洲	ENEC	EN60384-14	40043081
德国	VDE	EN60384-14	40043081
美国	UL	UL 1414	E472972
中国	CQC	GB/T14472	CQC15001121222

■ 相对于频率的允许电流 Permissible current for frequency



■ 标准品一览表 Standard size

□: 容量偏差 Tolerance +: 脚型 Lead kinked

275VAC/330VAC							275VAC/330VAC						
C _N (uF)	尺寸 Dimensions(mm)					编号 Part No.	C _N (uF)	尺寸 Dimensions(mm)					编号 Part No.
	W	H	T	P	D			W	H	T	P	D	
0.0010	10.0	9.0	4.0	7.5	0.6	C62102**B*□T2B+000	0.082	18.0	12.0	6.0	15.0	0.8	C62823**E*□T2C+000
0.0010	12.0	11.0	5.0	10.0	“	C62102**C*□T2B+000	0.10	“	“	“	“	“	C62104**E*□T2C+000
0.0012	10.0	9.0	4.0	7.5	“	C62122**B*□T2B+000	0.12	“	“	“	“	“	C62124**E*□T2C+000
0.0012	12.0	11.0	5.0	10.0	“	C62122**C*□T2B+000	0.15	“	13.5	7.5	“	“	C62154**E*□T2C+000
0.0015	10.0	9.0	4.0	7.5	“	C62152**B*□T2B+000	0.15	“	14.5	8.5	“	“	C62154**E*□T2C+000
0.0015	12.0	11.0	5.0	10.0	“	C62152**C*□T2B+000	0.18	“	14.5	8.5	“	“	C62184**E*□T2C+000
0.0018	10.0	9.0	4.0	7.5	“	C62182**B*□T2B+000	0.22	“	“	“	“	“	C62224**E*□T2C+000
0.0018	12.0	11.0	5.0	10.0	“	C62182**C*□T2B+000	0.22	26.5	16.5	7.0	22.5	“	C62224**G*□T2C+000
0.0022	10.0	9.0	4.0	7.5	“	C62222**B*□T2B+000	0.33	18.0	16.0	10.0	15.0	“	C62334**E*□T2C+000
0.0022	12.0	11.0	5.0	10.0	“	C62222**C*□T2B+000	0.33	26.5	17.0	8.5	22.5	“	C62334**G*□T2C+000
0.0027	10.0	9.0	4.0	7.5	“	C62272**B*□T2B+000	0.39	“	“	“	“	“	C62394**E*□T2C+000
0.0027	12.0	11.0	5.0	10.0	“	C62272**C*□T2B+000	0.39	“	19.0	10.0	“	“	C62394**E*□T2C+000
0.0033	10.0	9.0	4.0	7.5	“	C62332**B*□T2B+000	0.47	“	17.0	8.5	“	“	C62474**E*□T2C+000
0.0033	12.0	11.0	5.0	10.0	“	C62332**C*□T2B+000	0.47	“	19.0	10.0	“	“	C62474**E*□T2C+000
0.0039	10.0	9.0	4.0	7.5	“	C62392**B*□T2B+000	0.56	“	“	“	“	“	C62564**E*□T2C+000
0.0039	12.0	11.0	5.0	10.0	“	C62392**C*□T2B+000	0.68	“	20.0	11.0	“	“	C62684**E*□T2C+000
0.0047	10.0	9.0	4.0	7.5	“	C62472**B*□T2B+000	0.68	32.0	“	“	27.5	“	C62684**H*□T2C+000
0.0047	12.0	11.0	5.0	10.0	“	C62472**C*□T2B+000	0.82	“	“	“	“	“	C62824**H*□T2C+000
0.0068	10.0	9.0	4.0	7.5	“	C62682**B*□T2B+000	1.0	“	“	“	“	“	C62105**H*□T2C+000
0.0068	12.0	11.0	5.0	10.0	“	C62682**C*□T2B+000	1.0	“	22.0	13.0	“	“	C62105**H*□T2C+000
0.0082	10.0	9.0	4.0	7.5	“	C62822**B*□T2B+000	1.2	“	“	“	“	“	C62125**H*□T2C+000
0.0082	12.0	11.0	5.0	10.0	“	C62822**C*□T2B+000	1.5	“	“	“	“	“	C62155**H*□T2C+000
0.010	“	“	“	“	“	C62103**C*□T2B+000	1.8	“	28.0	18.0	“	“	C62185**H*□T2C+000
0.012	“	“	“	“	“	C62123**C*□T2B+000	2.2	“	30.0	15.0	“	“	C62225**H*□T2C+000
0.015	“	“	“	“	“	C62153**C*□T2B+000	2.7	“	28.0	18.0	“	“	C62275**H*□T2C+000
0.018	“	“	“	“	“	C62183**C*□T2B+000	3.3	“	33.0	18.0	“	“	C62335**H*□T2C+000
0.018	13.0	“	4.0	“	“	C62183**C*□T2B+000	3.9	42.0	35.0	19.0	37.5	1.0	C62395**J*□T2G+000
0.022	12.0	“	5.0	“	“	C62223**C*□T2B+000	4.7	“	“	“	“	“	C62475**J*□T2G+000
0.022	13.0	“	4.0	“	“	C62223**C*□T2B+000	5.6	“	“	“	“	“	C62565**J*□T2G+000
0.027	12.0	“	5.0	“	“	C62273**C*□T2B+000	6.8	“	37.0	22.0	“	“	C62685**J*□T2G+000
0.027	13.0	“	4.0	“	“	C62273**C*□T2B+000	8.2	“	45.0	30.0	“	“	C62825**J*□T2G+000
0.033	12.0	“	5.0	“	“	C62333**C*□T2B+000	10.0	“	“	“	“	“	C62106**J*□T2G+000
0.033	13.0	12.0	6.0	“	“	C62333**C*□T2B+000	10.0	57.0	50.0	35.0	52.5	“	C62106**L*□T2G+000
0.047	“	“	“	“	“	C62473**C*□T2B+000							
0.047	18.0	“	“	15.0	0.8	C62473**E*□T2C+000							
0.056	“	“	“	“	“	C62563**E*□T2C+000							
0.068	“	“	“	“	“	C62683**E*□T2C+000							

◇ 备注：特殊需要可根据客户要求另行设计

◇ Note: Special requirements can be designed according to customer requirements.